



TECHNICAL SPECS

Item N°	CHO	
Weight (26 Cat 4, with foot shell and spectra sock)	380g	
Build Height*	19 -21cm	0.84" / 121mm
	22 - 24cm	1" / 25mm
	25 - 27cm	1.125" / 29mm
	28 - 30cm	0.87" / 22mm
Heel Height	3/8" / 10mm	

*Build height based on size 23cm, 26cm, or 29cm Cat 4 foot module with spectra sock, foot shell and 10mm heel height.

WEIGHT lbs./ kg.	IMAPCT LEVEL FOR SIZES 22-30cm			
	LOW	MODERATE	HIGH	HIGH IMPACT
0-70lbs / 0-32kg	0	0	0	1
71-105lbs / 33-48kg	1	1	1	2
106-140lbs / 49-64kg	2	2	2	3
141-175lbs / 65-79kg	3	3	3	4
176-210lbs / 80-95kg	4	4	4	5
211-245lbs / 96-111kg	5	5	5	6
246-280lbs / 112-127kg	6	6	6	7
281-315lbs / 128-143kg	7	7	7	8
316-350lbs / 144-159kg	8	8	8	9
351-365lbs / 166-166kg	9	9	9	-

NOTE: Increasing category numbers indicate increased keel response. FOR BILATERAL PATIENTS: Increase by one category for added stability.

WEIGHT lbs./ kg.	IMAPCT LEVEL FOR SIZES 19-21cm			
	LOW	MODERATE	HIGH	HIGH IMPACT
0-30lbs / 0-14kg	1P	1P	1P	2P
31-45lbs / 15-20kg	2P	2P	2P	3P
46-60lbs / 21-27kg	3P	3P	3P	4P
61-75lbs / 28-34kg	4P	4P	4P	5P
76-90lbs / 35-41kg	5P	5P	5P	6P
91-105lbs / 42-48kg	6P	6P	6P	7P
106-120lbs / 49-54kg	7P	7P	7P	8P
131-135lbs / 55-61kg	8P	8P	8P	-

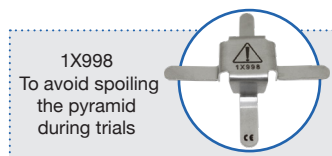
NOTE: Increasing category numbers indicate increased keel response. FOR BILATERAL PATIENTS: Increase by one category for added stability.

Virtually Indestructible

- Highly-dynamic
- Durable
- Smooth roll-over
- Waterproof (fresh or salt water)



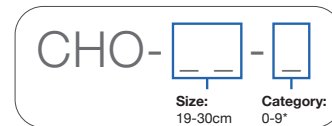
L5976



Black Spectra Sock and Heel Wedge included in each Foot Module delivery. Foot Shell must be ordered separately.

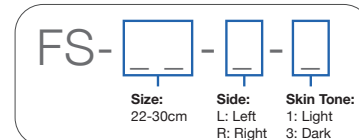
Complete Prosthetic Foot Part Number

Foot Module Part Number



*Category selections vary with sizes. Please refer to category selections available for each product.

Foot Shell Part Number



Foot Shell Part Number

